



Following


DRC Election Info

@DRCElectionInfo

254 Followers 5 Following

Not followed by anyone you're following

These materials are distributed by DCI Group AZ, L.L.C. for Akin Gump Straus Hauer and Feld LLP on behalf of Misters Katumbi and Fayulu. More info is with DOJ.

 Joined December 2018



Tom Wilson ✓

@thomas_m_wilson

Follow



Replying to @tshidmukendi @FT and 2 others

I really don't believe so Mr Mukendi.
@jasonkstearns has now published a detailed explanation of the verification that has been undertaken and published all the leaked data files. Have look at the links on his twitter feed and judge for yourself: extremely unlikely this was faked

4:40 AM - 16 Jan 2019

2 Retweets 11 Likes



1



2



11




Retweet



Jason Stearns
@jasonkstearns

Follow

Who really won #Congo elections? Along with @RFI @FT @TV5MONDEAfrique we publish two leaks of election data, (1) from within election commission; (2) from within Catholic Church, which fielded largest observation mission (39,824 observers). Our analysis: congoresearchgroup.org/congolese-elec



8:42 PM · 15 Jan 2019

70 Retweets 57 Likes



↳ MCHA, Ida Sawyer, Sonia Reilly and 5 others

10 70 57

Retweet



Jason Stearns
@jasonkstearns

Follow

Voici la comparaison des fuites de la CENCO et CENI par province.


NATIONAL	CENCO	CENI
RF	62.00%	58.42%
DES	13.90%	18.54%
FI	15.00%	18.00%
ALTIRES	9.70%	3.00%

QUÉBEC	CENCO	CENI
RF	72.00%	73.61%
DES	7.10%	7.90%
FI	15.00%	16.90%
ALTIRES	1.00%	1.50%
TOTAL	100.00%	100.00%

PRÉV	CENCO	CENI
RF	81.2%	82.00%
DES	1.00%	7.00%
FI	0.80%	0.00%
ALTIRES	16.00%	5.00%
TOTAL	100.00%	100.00%

MONTR	CENCO	CENI
RF	63.4%	66.10%
DES	2.00%	6.10%
FI	1.40%	3.00%
ALTIRES	4.00%	4.40%
TOTAL	100.00%	100.00%

QUÉBEC	CENCO	CENI
RF	33.00%	38.50%
DES	8.00%	11.00%
FI	0.50%	0.10%
ALTIRES	1.00%	1.00%



11:46 AM - 16 Jan 2019

81 Retweets 98 Likes

Ida Sawyer, LUCHA, Senia Rollay and 3 others


35 81 98

Retweet



Jason Stearns
@jasonkstearns

Follow



11:46 AM - 16 Jan 2019

35 Retweets 32 Likes

7 35 32

Retweet



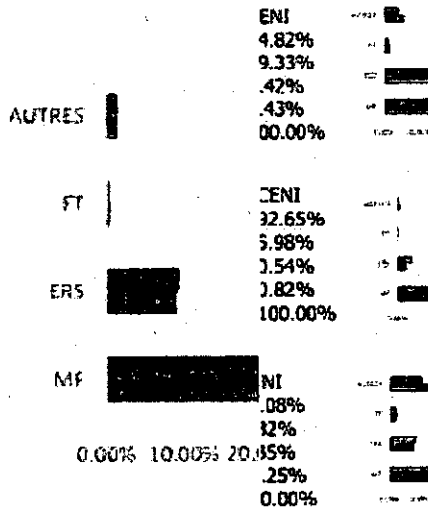
Jason Stearns
@jasonkstearns

Follow

Les chiffres concordantes des fuites de la CENI et CENCO révèlent un possible défi pour une présidence Tshisekedi. Dans 16 des 26 provinces, il a eu moins de 3% des voix.

Translate Tweet

CENI
38.51%
3.49%
3.47%
1.53%
100.00%



11:53 AM · 16 Jan 2019

84 Retweets 120 Likes

39 84 120

Retweet



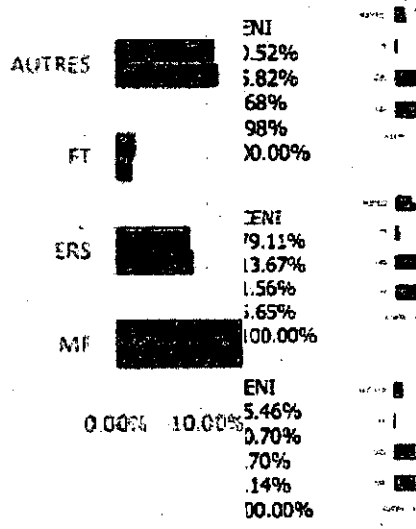
Jason Stearns
@jasonksteams

Follow

86% des votes qu'il a gagné étaient au Kasai Or, Kasai Central, Lomami, Kinshasa, Sud-Kivu, et Haut-Katanga.

Translate Tweet

ENI
3.53%
.26%
.29%
0.93%
00.00%



11:53 AM - 16 Jan 2019

34 Retweets 31 Likes

4 34 31

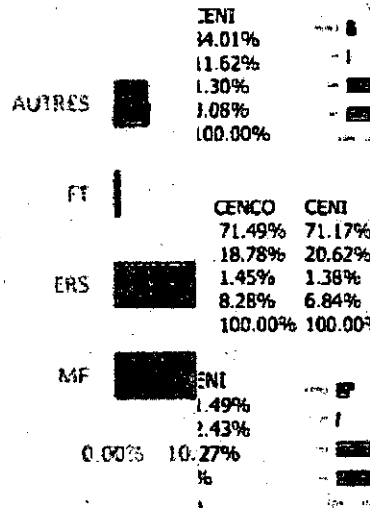
Retweet



Jason Stearns
@jasonksteams

Follow

ENI
5.55%
9.63%
1.86%
1.96%
00.00%



11:53 AM - 16 Jan 2019

38 Retweets 31 Likes



3 38 31

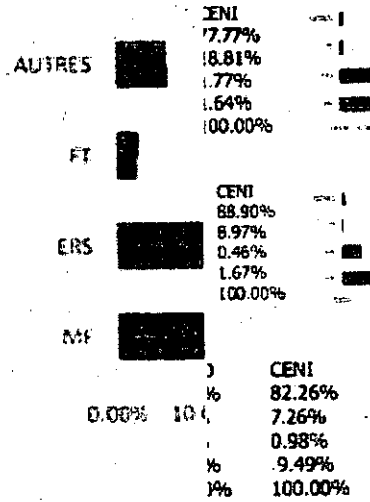
Retweet



Jason Stearns
@jasonksteams

Follow

CENI
74.51%
17.16%
2.57%
5.76%
100.00%



11:53 AM - 16 Jan 2019

38 Retweets 33 Likes



5

38

33



Retweet